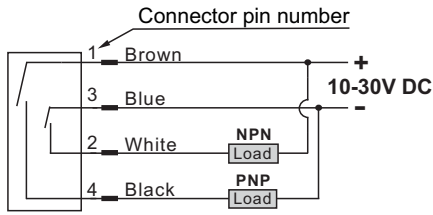


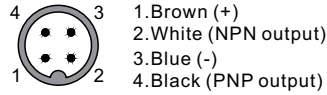
## Connection Diagrams

### NPN/PNP



#### Connector face view

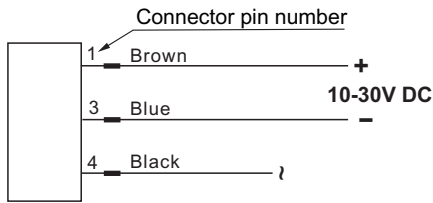
##### Euro-style



##### Pico-Style



### Emitter of Thru-beam Mode (DC)

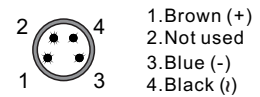


#### Connector face view

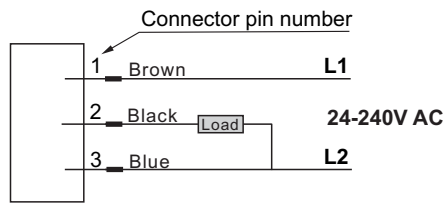
##### Euro-style



##### Pico-Style

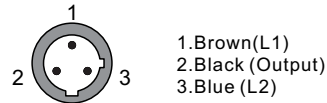


### AC Type Sensor

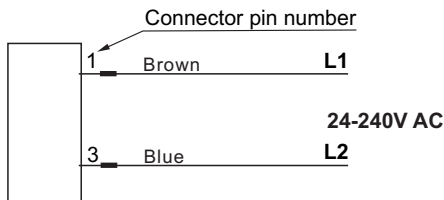


#### Connector face view

##### Micro-style

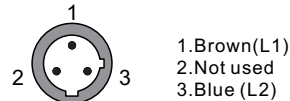


### Emitter of Thru-beam Mode (AC)

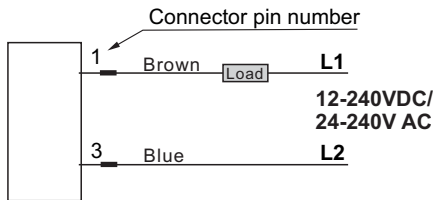


#### Connector face view

##### Micro-style

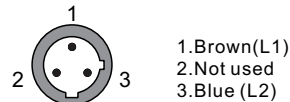


### AC/DC Type Sensor

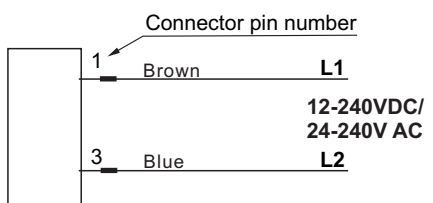


#### Connector face view

##### Micro-style

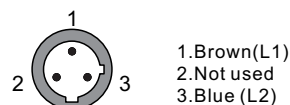


### Emitter of Thru-beam Mode (AC/DC)



#### Connector face view

##### Micro-style



T: MP SERIES