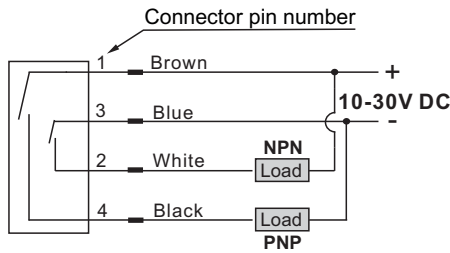


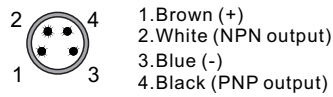
Connection Diagrams

NPN/PNP Light-On or Dark-ON output

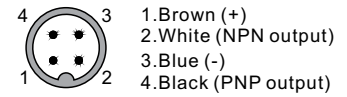


Connector pin position

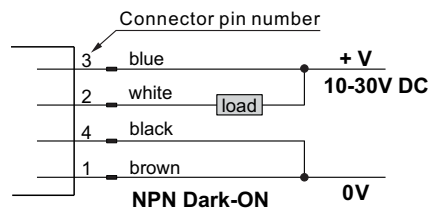
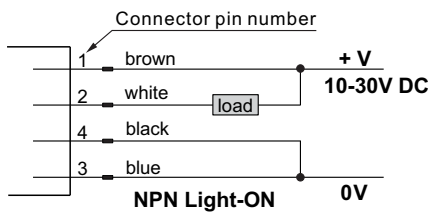
Pico-Style



Euro-style



NPN/PNP Light-ON/Dark-ON changeover output

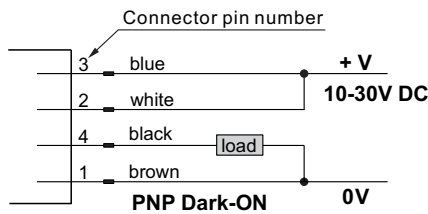
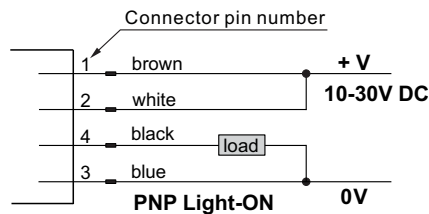
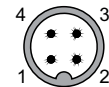


Connector pin position

Pico-Style

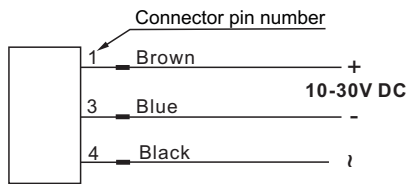


Euro-style



- 1. Brown
- 2. White
- 3. Blue
- 4. Black

Emitter of Thru-beam Mode (DC)



Connector pin position

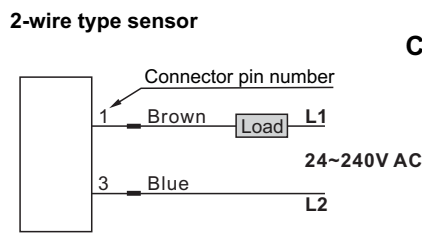
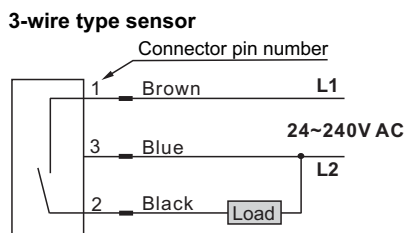
Pico-Style



Euro-style

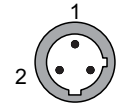


SPST Solid-state output (AC)



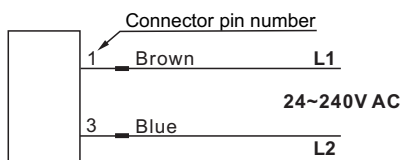
Connector face view

Micro-style



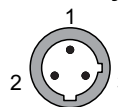
- 1. Brown (L1)
- 2. Black (For 3-wire type)
- 3. Blue (L2)

Emitter of Thru-beam Mode (AC)



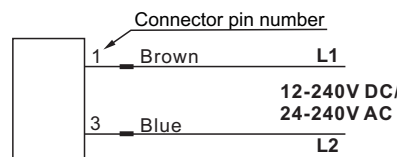
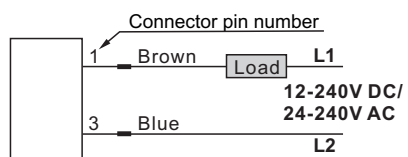
Connector face view

Micro-style



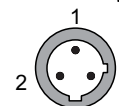
- 1. Brown (L1)
- 2. Not used
- 3. Blue (L2)

SPST Solid-state output (AC/DC) Emitter of Thru-beam Mode (AC/DC)



Connector face view

Micro-style



- 1. Brown (L1)
- 2. Not used
- 3. Blue (L2)